



# K. Venkateswara Rao & Associates

## Chartered Accountants

Door No. 3-6-643, Flat No. 202, Shreya's Elegance Apts, Street No-9, Ashok Nagar Road, Himayathnagar  
Hyderabad - 500 029. e-mail : v\_kommineni@yahoo.com

### Auditor's Report

To  
The Members,  
J B Institute of Engineering & Technology,  
Hyderabad.

I have examined the annexed Balance Sheet of M/s J B Institute of Engineering & Technology, Hyderabad, as at 31<sup>st</sup> March, 2018, and the annexed Income and Expenditure Account for the year ended on that date. These Financial Statements are the responsibility of the Institution's management. Our responsibility is to express an opinion on these Financial Statements based on our audit.

I conducted my audit in accordance with auditing standards generally accepted in India. Those Standards require that we plan and perform the audit to obtain reasonable assurance about whether the financial statements are free from material misstatement. An audit includes examining on a test basis, evidence supporting the amounts and disclosures in the Financial Statements. An audit also includes assessing the accounting principles and significant estimates made by management, as well as evaluating the overall financial statement presentation. We believe that our audit provides a reasonable basis for our opinion.

1. I have obtained all the information and Explanations, which to the best of my knowledge and belief were necessary for the purpose of our audit.
2. In my opinion, Proper books of accounts have been maintained to reflect the year's transactions so far as it appears from my examination of such books.
3. The balances of various parties lying in Loans, Current Assets and Liabilities are subject to confirmation.


Subject to the above:

In my opinion and to the best of our information and according to the explanations given to me the accounts, read with notes there on, give a true and fair view.

- a) In the case of the Balance Sheet of the state of affairs of M/s JB Institute of Engineering & Technology Hyderabad as at 31.03.2018, and
- b) In the case of the Income and Expenditure Account of the Excess of Income over Expenditure for the year ended on that date.

For K.Venkateswara Rao & Associates  
Chartered Accountants

K.Venkateswara Rao  
Proprietor  
M.No.027305



Place: Hyderabad  
Date: 25.09.2018



# J.B.INSTITUTE OF ENGINEERING & TECHNOLOGY

YENKAPALLY, MOINABAD MANDAL, RANGA REDDY- (Dist)

## BALANCE SHEET AS AT 31st March,2018

|   | NOTE | As at<br>31.03.2018<br>Rupees |
|---|------|-------------------------------|
| <b>SOURCES OF FUNDS</b>                     |      |                               |
| Capital Fund                                | I    | 114,449,757                   |
| Reserves & Surplus                          | II   | 192,459,547                   |
| Secured Loans                               | III  | 6,392,026                     |
| Current Liabilities & Provisions            | IV   | 55,675,702                    |
|   |      | <b>368,977,031</b>            |
| <b>APPLICATION OF FUNDS</b>                 |      |                               |
| <b>FIXED ASSETS</b>                         | V    |                               |
| Gross Block                                 |      | 344,507,898                   |
| Less: Depreciation                          |      | 293,200,885                   |
| Net Block                                   |      | <b>51,307,013</b>             |
| <b>CURRENT ASSETS, LOANS &amp; ADVANCES</b> |      |                               |
| a) Cash & Bank Balances                     | VI   | 84,725,124                    |
| b) Loans & Advances                         | VII  | 230,440,758                   |
| c) Other Current Assets                     | VIII | 2,504,137                     |
|   |      | <b>368,977,031</b>            |
| Notes to Accounts                           |      |                               |

See accompanying notes forming part of the financial statements

As per our report of even date  
for K.Venkateswara Rao & Associates  
Chartered Accountants  
Firm Reg No.006374S

K.Venkateswara Rao  
Proprietor  
M.No.027305

Hyderabad,  
25-09-2018

On behalf of board of Governors

J.V.Krishna Rao  
Secretary

J.Vamsidhar Rao  
Vice President

# J.B.INSTITUTE OF ENGINEERING & TECHNOLOGY

YENKAPALLY, MOINABAD MANDAL, RANGA REDDY- (Dist)

## Income & Expenditure Account for the year ended 31st March,2018

|  | NOTE | As on<br>31.03.2018<br>Rupees |
|--|------|-------------------------------|
| <b>INCOME</b>  |      |                               |
| Tuition Fee Collections                                    |      | 167,778,536                   |
| Admission Fee  |      | 5,373,800                     |
| Hostel Receipts  |      | 12,397,833                    |
| Transport Receipts   |      | 10,423,117                    |
| Other Income   |      | 19,096,787                    |
|  |      | <b>215,070,073</b>            |
| <b>EXPENDITURE</b>   |      |                               |
| College Running Expenses                                   | IX   | 12,999,596                    |
| Payments & Benefits to Employees                           | X    | 139,142,011                   |
| Administrative Expenses                                    | XI   | 37,440,220                    |
| Interest and Financial Charges                             | XII  | 475,757                       |
| Depreciation   | V    | 9,892,150                     |
|  |      | <b>199,949,734</b>            |
| Excess of Income Over Expenditure carried to Balance Sheet |      | <b>15,120,339</b>             |

See accompanying notes forming part of the financial statements

As per our report of even date

for K.Venkateswara Rao & Associates

Chartered Accountants

Firm Reg No.006374S

K.Venkateswara Rao

Proprietor

M.No.027305

Hyderabad,

25-09-2018

On behalf of board of Governors

J.V. Krishna Rao

J.V.Krishna Rao

Secretary

J.Vamsidhar Rao

J.Vamsidhar Rao

Vice President



# J.B.INSTITUTE OF ENGINEERING & TECHNOLOGY

YENKAPALLY, MOINABAD MANDAL, RANGA REDDY- (Dist)

## NOTES FORMING PART OF BALANCE SHEET

|  | As at<br>31.03.2018<br>Rupees |
|--|-------------------------------|
| <b>NOTE - I</b>                        |                               |
| Capital Fund                           |                               |
| Opening Balance                        | 114,449,757                   |
|  | <b>114,449,757</b>            |
| <b>NOTE - II</b>                       |                               |
| Reserves & Surpluses                   |                               |
| Opening Balance                        | 177,339,208                   |
| Add: Excess of Income over expenditure | 15,120,339                    |
|  | <b>192,459,547</b>            |
| <b>NOTE - III</b>                      |                               |
| Secured Loans                          |                               |
| Vehicle Loans                          | 6,392,026                     |
|  | <b>6,392,026</b>              |
| <b>NOTE - IV</b>                       |                               |
| Current Liabilities & Provisions       |                               |
| Sundry Creditors                       | 10,817,724                    |
| Other Liabilities                      | 44,857,978                    |
|  | <b>55,675,702</b>             |
| <b>NOTE - VI</b>                       |                               |
| Cash & Bank Balances                   |                               |
| Cash in hand                           | 257,826                       |
| Cash with Bank                         | 11,050,403                    |
| Fixed Deposit with Banks               | 73,416,895                    |
|  | <b>84,725,124</b>             |
| <b>NOTE - VII</b>                      |                               |
| Loans & Advances                       |                               |
| Loans & Advances                       | 230,440,758                   |
|  | <b>230,440,758</b>            |
| <b>NOTE - VII</b>                      |                               |
| Other Current Assets                   |                               |
| Others                                 | 2,504,137                     |
|  | <b>2,504,137</b>              |

# J.B.INSTITUTE OF ENGINEERING & TECHNOLOGY

YENKAPALLY, MOINABAD MANDAL, RANGA REDDY- (Dist)

## NOTES FORMING PART OF INCOME & EXPENDITURE ACCOUNT

|   | As at<br>31.03.2018<br>Rupees |
|---|-------------------------------|
| <b>NOTE - IX</b>                            |                               |
| <b>College Running Expenses</b>             |                               |
| Affiliation Fee                             | 98,700                        |
| AICTE - Fee                                 | 8,50,000                      |
| College Maintenance                         | 14,65,943                     |
| Journals & Subscriptions                    | 3,27,814                      |
| Hostel Expenses                             | 72,41,862                     |
| House Keeping Services                      | 25,71,245                     |
| Property Tax                                | 4,44,032                      |
|   | <b>1,29,99,596</b>            |
| <b>NOTE - X</b>                             |                               |
| <b>Payments &amp; Benefits to Employees</b> |                               |
| Salaries & Allowances Teaching              | 10,89,14,521                  |
| Salaries & Allowance Non-Teaching           | 3,02,27,490                   |
|   | <b>13,91,42,011</b>           |
| <b>NOTE - XI</b>                            |                               |
| <b>Administrative Expenses</b>              |                               |
| Advertisement Expenses                      | 13,40,824                     |
| Audit Fee                                   | 1,77,000                      |
| Consultancy Charges                         | 14,04,333                     |
| Conveyance Charges                          | 1,80,000                      |
| Training & Research                         | 1,93,800                      |
| Electricity Charges                         | 11,36,877                     |
| Examination Expenses                        | 22,61,969                     |
| Inspection Fee                              | 1,30,000                      |
| Insurance - Buildings                       | 1,94,812                      |
| Insurance - Vehicles                        | 1,23,000                      |
| Insurance to Students                       | 2,03,823                      |
| Internal Audit Fee                          | 1,50,000                      |
| Lab Maintenance                             | 25,42,164                     |
| Guest Lecturer Remuneration                 | 1,10,000                      |
| Office Maintenance                          | 2,09,898                      |
| Petrol & Desiel Charges                     | 10,40,062                     |
| Printing & Stationery                       | 10,62,846                     |
| Repairs & Maintenance - Buildings           | 1,24,42,670                   |
| Repairs & Maintenance - Vehicles            | 6,19,174                      |
| Seminars & Other Academic Expenses          | 14,56,809                     |
| Project Expenses                            | 2,55,800                      |
| Sports & Games                              | 1,37,400                      |
| Staff Welfare Expenses                      | 1,03,000                      |
| Students Transport Bus Expenses             | 93,14,234                     |
| Loss on Sale of Assets                      | 4,193                         |
| Telephone Charges                           | 2,54,096                      |
| Travelling Expenses                         | 3,91,436                      |
|   | <b>3,74,40,220</b>            |



# J.B.INSTITUTE OF ENGINEERING & TECHNOLOGY

YENKAPALLY, MOINABAD MANDAL, RANGA REDDY- (Dist)

## NOTES FORMING PART OF INCOME & EXPENDITURE ACCOUNT

|                             | As at<br>31.03.2018<br>Rupees |
|-----------------------------|-------------------------------|
| <b>NOTE - XII</b>           |                               |
| <b>Finacial Charges</b>     |                               |
| Bank Charges                | 1,02,151                      |
| Interest on Loan            | 20,924                        |
| Interest on Loan Against FD | 1,14,189                      |
| Interest on Vehile Loans    | 1,94,964                      |
| Interest on TDS & Others    | 43,529                        |
|                             | <b>4,75,757</b>               |
|                             |                               |



**J.B.INSTITUTE OF ENGINEERING & TECHNOLOGY**

**FIXED ASSETS - NOTE - V**

| DESCRIPTION OF ASSETS      | GROSS BLOCK           |                              |                              |                     | DEPRECIATION           |                           |                     | NET BLOCK              |                        |
|----------------------------|-----------------------|------------------------------|------------------------------|---------------------|------------------------|---------------------------|---------------------|------------------------|------------------------|
|                            | As at 1st April, 2017 | Additions Less than 6 months | Additions More than 6 months | Disposal Adjustment | As at 31st March, 2018 | For the year Depreciation | Disposal Adjustment | As at 31st March, 2018 | As at 31st March, 2017 |
| Air Condition Equipment    | 2,647,154             | 556,883                      | -                            |                     | 3,204,037              | 120,111                   |                     | 959,069                | 522,296                |
| Bio Tech Lab Equipment     | 196,766               |                              |                              |                     | 196,766                | 8,576                     |                     | 48,598                 | 57,174                 |
| Bio-Medical Lab Equipment  | 8,218,635             |                              |                              |                     | 8,218,635              | 174,026                   |                     | 986,148                | 1,160,174              |
| Bore Well                  | 517,854               |                              |                              |                     | 517,854                | 35,916                    |                     | 203,522                | 239,437                |
| Buildings                  | 120,555,633           |                              |                              |                     | 120,555,633            | 110,992                   |                     | 998,925                | 1,109,917              |
| Civil Lab Equipments       | 2,909,220             | 487,080                      | -                            |                     | 3,396,300              | 180,868                   |                     | 1,268,461              | 962,249                |
| Computer Software          | 450,000               |                              |                              |                     | 450,000                | 50,400                    |                     | 75,600                 | 126,000                |
| Computers                  | 54,248,053            | 2,080,800                    | -                            |                     | 56,328,853             | 2,470,598                 |                     | 4,746,296              | 5,136,094              |
| Electrical Lab Equipment   | 17,034,313            | 82,600                       | 288,225                      |                     | 17,405,138             | 872,738                   |                     | 4,986,817              | 5,488,731              |
| Electrical Fittings        | 7,785,400             | 164,543                      | -                            |                     | 7,949,943              | 412,252                   |                     | 2,418,366              | 2,666,075              |
| Electronics Lab Equipment  | 20,971,881            |                              | 10,290                       |                     | 20,982,171             | 1,011,263                 |                     | 5,730,491              | 6,731,464              |
| Furniture & Fixtures       | 29,831,269            | 1,526,793                    | -                            |                     | 31,358,062             | 1,218,286                 |                     | 11,727,969             | 11,419,462             |
| Generator                  | 2,554,418             |                              |                              |                     | 2,554,418              | 80,615                    |                     | 456,816                | 537,431                |
| Library Book - Digital     | 189,832               |                              |                              |                     | 189,832                | -                         |                     | -                      | -                      |
| Library Books              | 2,145,914             | 652,651                      | -                            |                     | 2,798,565              | 130,530                   |                     | 522,121                | -                      |
| Lab Equipment HM           | 333,263               |                              |                              |                     | 333,263                | 6,991                     |                     | 39,613                 | 46,604                 |
| Mechanical Lab Equipment   | 12,308,031            | 135,700                      | 245,000                      |                     | 12,688,731             | 748,582                   |                     | 4,309,815              | 4,677,697              |
| Mining Equipment           | 4,416,513             |                              |                              |                     | 4,416,513              | 449,681                   |                     | 2,548,195              | 2,997,876              |
| Office Equipment           | 7,677,700             | 552,483                      | 710,376                      |                     | 8,940,559              | 708,050                   |                     | 4,288,525              | 3,733,716              |
| Solar Power Equipment      | 4,500,000             |                              |                              |                     | 4,500,000              | 216,000                   |                     | 324,000                | 540,000                |
| Vehicles                   | 14,147,105            | 2,306,731                    |                              | 2,983,967           | 13,469,869             | 435,288                   | 2,069,774           | 3,876,072              | 2,918,823              |
| Vehicles - Commercial      | 23,744,215            |                              |                              |                     | 23,744,215             | 428,937                   |                     | 643,405                | 1,072,342              |
| Workshop Equipment         | 127,358               |                              |                              |                     | 127,358                | 1,146                     |                     | 6,496                  | 7,642                  |
| Water Supply installations | 127,911               | 53,272                       | -                            |                     | 181,183                | 20,304                    |                     | 141,692                | 108,724                |
| <b>JBIET Total</b>         | <b>337,638,438</b>    | <b>8,599,536</b>             | <b>1,253,891</b>             | <b>2,983,967</b>    | <b>344,507,898</b>     | <b>9,892,150</b>          | <b>2,069,774</b>    | <b>51,307,013</b>      | <b>52,259,929</b>      |

(All figures in Rs)



## **JB Institute of Engineering & Technology**

Schedules forming part of accounts as on 31.03.2018

NOTE :

**Accounting policies and notes to accounts forming part of balance sheet:**

**I. Significant Accounting Policies :**

1. Basis of preparation of Financial Statements:
  - a. The financial statements have been prepared under the historical cost convention and in accordance with generally accepted accounting principles as adopted consistently by the society.
  - b. The college generally follows mercantile system of accounting and recognizes significant items of income & expenditure on accrual basis.
  - c. In view of the uncertainty of tuition fee reimbursement by the Government, such income is accounted on receipt basis.
  - d. Fixed Assets and Depreciation :
2. Fixed Assets are stated at cost, less accumulated depreciation. Depreciation is charged on written down value method as per the rates specified in the Income Tax Act, 1961.

**Notes to Accounts :**

3. Contingent Liabilities :
  - i. Claims against the society not acknowledged as Debt. -NIL-
  - ii. Estimated amount of contracts remaining to be executed Capital accounts and not provided for. -NIL-
4. Balances shown under Loans & Advances are subject to confirmation from the respective parties.

Vide our report of even date

**For K.Venkateswara Rao & Associates**  
**Chartered Accountants**


Firm Reg No. 006374S


**K.Venkateswara Rao,**  
**Proprietor**

M.No. 027305

Hyderabad,  
25.09.2018

On behalf Board of Governors

  
**J.V.Krishna Rao**  
Secretary

  
**J.Vamshidhar Rao**  
Vice President



**Audited Income & Expenditure for the year ended 31-03-2018**

| Income  |   |                    | Expenditure |   |                    |
|---------|---|--------------------|-------------|---|--------------------|
| Sl. No. | Details   | Amount             | Sl. No.     | Details   | Amount             |
|         | Tuition Fees  | 167,778,536        |             | Salary  | 139,142,011        |
|         | Other fee/amount collected from students              | 28,194,750         |             | Administrative expenses   | 18,817,905         |
|         | Grants from Govt. / Private agencies                  |                    |             | Training and Development  | 1,456,809          |
|         | Grants / Contribution from other sources (Management) |                    |             | Laboratory consumables  | 2,542,164          |
|         | Scholarships received                                 |                    |             | Library   | 327,814            |
|         | Other income  | 19,096,787         |             | Travel  | 1,431,498          |
|         |   |                    |             | Fees Paid to University/ Board/ Government/AICTE/UGC  | 1,392,732          |
|         |   |                    |             | Repairs and Maintenance   | 13,061,844         |
|         |   |                    |             | Scholarships/ Concessions/ Fellowships/Honorarium etc., awarded/incurred(other than Govt. grants) | 130,000            |
|         |   |                    |             | Expenditure of grants received from Govt. / Private agencies                                      |                    |
|         |   |                    |             | Depreciation  | 9,892,150          |
|         |   |                    |             | Any other expenditure   | 11,754,807         |
|         |   |                    |             | Excess of income over Expenditure   | 15,120,339         |
|         |   |                    |             |   |                    |
|         | <b>Total</b>  | <b>215,070,073</b> |             | <b>Total</b>  | <b>215,070,073</b> |

For K. VENKATESWARA RAO & ASSOCIATES  
CHARTERED ACCOUNTANTS  
F.R.N. 0063748

(K. VENKATESWARA RAO)  
PROPRIETOR  
M.No. 027305