

J.B. INSTITUTE OF ENGINEERING & TECHNOLOGY

(AUTONOMOUS)

www



ACADEMIC YEAR

2013-14



COURSE PLAN

2013-14


Regulation: R12

FACULTY DETAILS:

Name of the Faculty:: **M.NAVEEN BABU**
Designation: **Asst.Professor**
Department:: **CSE**

COURSE DETAILS

Name Of The Programme:: Batch:: **2012-13**
Designation::
Year :II Semester :II
Department:: **CSE**
Title of The Subject **DAA** Subject Code : 54016
No of Students **115**

	COURSE PLAN	2013-14
		Regulation: R12

FACULTY DETAILS:

Name of the Faculty:: **M.NAVEEN BABU**
 Designation: **Asst.Professor**
 Department:: **CSE**

1. TARGET

- a) Percentage Pass :100
- b) Percentage I class :85

2. COURSE PLAN

(Please write how you intend to cover the contents: i.e., coverage of Units by lectures, guest lectures, design exercises, solving numerical problems, demonstration of models, model preparation, or by assignments, etc.)

- a) coverage of Units by lectures
- b) design exercises
- c) solving numerical problems
- d) by assignments

3. METHOD OF EVALUATION

- 3.1. Continuous Assessment Examinations (CAE 1, CAE 2)
- 3.2. Assignments / Seminars
- 3.3. Mini Projects
- 3.4. Quiz
- 3.5. Term End Examination
- 3.6. Others

4. List out any new topic(s) or any innovation you would like to introduce in teaching the subject in this Semester.

Signature of HOD
Date:

Signature of Faculty
Date:



GUIDELINES TO STUDY THE SUBJECT

2013-14

Regulation: R12

FACULTY DETAILS:

Name of the Faculty:: **M.NAVEEN BABU**

Designation: **Asst.Professor**

Department:: **CSE**

Guidelines for Preparing the Course:

Course Description:

This course introduces concepts related to the design and analysis of algorithms. Specifically, it discusses recurrence relations, and illustrates their role in asymptotic and probabilistic analysis of algorithms. It covers in detail greedy strategies divide and conquer techniques, dynamic programming and max flow - min cut theory for designing algorithms, and illustrates them using a number of well-known problems and applications. It also covers popular graph and matching algorithms, and basics of randomized algorithms and computational complexity. However, the depth of coverage of complexity classes and intractability, approximation algorithms, and randomized algorithms, will be as time permits.

Course Objectives:

1. Analyze the asymptotic performance of algorithms
2. Write rigorous correctness proofs for algorithms
3. Demonstrate a familiarity with major algorithms and data structures
4. Apply important algorithmic design paradigms and methods of analysis
5. Synthesize efficient algorithms in common engineering design situations
6. Familiarizing students with specific algorithms for a number of important computational problems like sorting, searching, and graphs, ...etc,
7. Introducing the concept of NP-complete problems and different techniques to deal with them.

Learning Outcomes:

1. Argue the correctness of algorithms using inductive proofs and invariants.
2. Analyze worst-case running times of algorithms using asymptotic analysis.
3. Describe the divide-and-conquer paradigm and explain when an algorithmic design situation calls for it. Recite algorithms that employ this paradigm. Synthesize divide-and-conquer algorithms. Derive and solve recurrences describing the performance of divide-and-conquer algorithms.
4. Describe the dynamic-programming paradigm and explain when an algorithmic design situation calls for it. Recite algorithms that employ this paradigm. Synthesize dynamic-programming algorithms, and analyze them.
5. Describe the greedy paradigm and explain when an algorithmic design situation calls for it. Recite algorithms that employ this paradigm. Synthesize greedy algorithms, and analyze them.
6. Explain the major graph algorithms and their analyses. Employ graphs to model engineering problems, when appropriate. Synthesize new graph algorithms and algorithms that employ graph computations as key components, and analyze them.
7. Explain the different ways to analyze randomized algorithms (expected running time, probability of error). Recite algorithms that employ randomization. Explain the



COURSE OBJECTIVES

2013-14

Regulation: R12

- difference between a randomized algorithm and an algorithm with probabilistic inputs.
8. Analyze randomized algorithms. Employ indicator random variables and linearity of expectation to perform the analyses. Recite analyses of algorithms that employ this method of analysis.
 9. Explain what amortized running time is and what it is good for. Describe the different methods of amortized analysis (aggregate analysis, accounting, potential method). Perform amortized analysis.
 10. Explain what competitive analysis is and to which situations it applies. Perform competitive analysis.
 11. Compare between different data structures. Pick an appropriate data structure for a design situation.
 12. Explain what an approximation algorithm is, and the benefit of using approximation algorithms.. Analyze the approximation factor of an algorithm.

FACULTY DETAILS:

Name of the Faculty:: **M.NAVEEN BABU**
Designation: **Asst.Professor**
Department:: **CSE**

On completion of this Subject / Course the student shall be able to:

S.No.	Objectives	Outcomes
1.	Apply important algorithmic design paradigms and methods of analysis.	1,2,8,9,10
2.	Demonstrate a familiarity with major algorithms and data structures	1,2,3,4
3.	Synthesize efficient algorithms in common engineering design situations.	3,4,5,10
4.	Write rigorous correctness proofs for algorithms.	9,10,11,12
5.	Apply important algorithmic design paradigms and methods of analysis.	1,2,8,9,10

Signature of Faculty
Date:

Note: For each of the OBJECTIVE indicate the appropriate OUTCOMES to be achieved.
Kindly refer Page 16, to know the illustrative verbs that can be used to state the objectives.



COURSE OUTCOMES

2013-14

Regulation: R12

FACULTY DETAILS:

Name of the Faculty:: **M.NAVEEN BABU**
 Designation: **Asst.Professor**
 Department:: **CSE**

The expected outcomes of the Course / Subject are:

S.No.	General Categories of Outcomes	Specific Outcomes of the Course
A.	An ability to apply knowledge of mathematics, science, and engineering	An ability to apply knowledge of engineering
B.	An ability to design and conduct experiments, as well as to analyze and interpret data	An ability to design and conduct experiments, as well as to analyze and interpret data
C.	An ability to design a system, component, or process to meet desired needs within realistic Constraints such as economic, environmental, social, political, ethical, health and safety, Manufacturability and sustainability	
D.	An ability to function on multi-disciplinary teams	
E.	An ability to identify, formulate, and solve engineering problems	
F.	An understanding of professional and ethical responsibility	
G.	An ability to communicate effectively	
H.	The broad education necessary to understand the impact of engineering solutions in a global, economic, environmental, and societal context	
I.	A recognition of the need for, and an ability to engage in life-long learning	
J.	A knowledge of contemporary issues	
K.	An ability to use the techniques, skills, and modern engineering tools necessary for engineering practice.	

Objectives – Outcome Relationship Matrix (Indicate the relationships by ☒ mark).

Objectives \ Outcomes	A	B	C	D	E	F	G	H	I	J	K
1.	<input type="checkbox"/>	<input type="checkbox"/>	<input type="checkbox"/>	<input type="checkbox"/>	<input type="checkbox"/>	<input type="checkbox"/>	<input type="checkbox"/>	<input type="checkbox"/>	<input type="checkbox"/>	<input type="checkbox"/>	<input type="checkbox"/>
2.	<input type="checkbox"/>	<input type="checkbox"/>	<input type="checkbox"/>	<input type="checkbox"/>	<input type="checkbox"/>	<input type="checkbox"/>	<input type="checkbox"/>	<input type="checkbox"/>	<input type="checkbox"/>	<input type="checkbox"/>	<input type="checkbox"/>
3.	<input type="checkbox"/>	<input type="checkbox"/>	<input type="checkbox"/>	<input type="checkbox"/>	<input type="checkbox"/>	<input type="checkbox"/>	<input type="checkbox"/>	<input type="checkbox"/>	<input type="checkbox"/>	<input type="checkbox"/>	<input type="checkbox"/>
4.	<input type="checkbox"/>	<input type="checkbox"/>	<input type="checkbox"/>	<input type="checkbox"/>	<input type="checkbox"/>	<input type="checkbox"/>	<input type="checkbox"/>	<input type="checkbox"/>	<input type="checkbox"/>	<input type="checkbox"/>	<input type="checkbox"/>
5.	<input type="checkbox"/>	<input type="checkbox"/>	<input type="checkbox"/>	<input type="checkbox"/>	<input type="checkbox"/>	<input type="checkbox"/>	<input type="checkbox"/>	<input type="checkbox"/>	<input type="checkbox"/>	<input type="checkbox"/>	<input type="checkbox"/>
6.	<input type="checkbox"/>	<input type="checkbox"/>	<input type="checkbox"/>	<input type="checkbox"/>	<input type="checkbox"/>	<input type="checkbox"/>	<input type="checkbox"/>	<input type="checkbox"/>	<input type="checkbox"/>	<input type="checkbox"/>	<input type="checkbox"/>
7.	<input type="checkbox"/>	<input type="checkbox"/>	<input type="checkbox"/>	<input type="checkbox"/>	<input type="checkbox"/>	<input type="checkbox"/>	<input type="checkbox"/>	<input type="checkbox"/>	<input type="checkbox"/>	<input type="checkbox"/>	<input type="checkbox"/>
8.	<input type="checkbox"/>	<input type="checkbox"/>	<input type="checkbox"/>	<input type="checkbox"/>	<input type="checkbox"/>	<input type="checkbox"/>	<input type="checkbox"/>	<input type="checkbox"/>	<input type="checkbox"/>	<input type="checkbox"/>	<input type="checkbox"/>
9.	<input type="checkbox"/>	<input type="checkbox"/>	<input type="checkbox"/>	<input type="checkbox"/>	<input type="checkbox"/>	<input type="checkbox"/>	<input type="checkbox"/>	<input type="checkbox"/>	<input type="checkbox"/>	<input type="checkbox"/>	<input type="checkbox"/>
10.	<input type="checkbox"/>	<input type="checkbox"/>	<input type="checkbox"/>	<input type="checkbox"/>	<input type="checkbox"/>	<input type="checkbox"/>	<input type="checkbox"/>	<input type="checkbox"/>	<input type="checkbox"/>	<input type="checkbox"/>	<input type="checkbox"/>



COURSE SCHEDULE

2013-14

Regulation: R12

FACULTY DETAILS:

Name of the Faculty:: **M.NAVEEN BABU**


Designation: **Asst.Professor**

Department: **CSE**

The Schedule for the whole Course / Subject is::

S. No.	Description	Duration (Date)		Total No. of Periods
		From	To	
1.	UNIT-I: Introduction to Algorithms	9/12/2013	31/12/2013	10
2.	UNIT-II: Disjoint Sets	1/1/2014	20/1/2014	9
3.	UNIT-III: Divide and Conquer	21/1/2014	28/1/2014	8
4.	UNIT-IV: Greedy Method	29/1/2014	6/2/2014	10
5.	UNIT-V:Dynamic Programming	13/2/2014	1/3/2014	8
6.	UNIT-VI: Back Tacking	3/3/2014	10/3/2014	8
7	UNIT-VII: Branch and Bound	11/3/2014	22/3/2014	6
8	UNIT-VIII: NP-Hard and NP-Complete	24/3/2014	4/4/2014	6

Total No. of Instructional periods available for the course: Hours / Periods

	SCHEDULE OF INSTRUCTIONS	2013-14
	UNIT - I	Regulation: R12

FACULTY DETAILS:

Name of the Faculty:: **M.NAVEEN BABU**
 Designation: **Asst.Professor**
 Department:: **CSE**

The Schedule for the whole Course / Subject is::

Sl. No.	Date	No. of Periods	Topics / Sub - Topics	Objectives & Outcome Nos.	References (Text Book, Journal...) Page No ___ to ___
1	9/12/13	1	Understanding what is an algorithm		TB1: 1.1
2	10/12/13	1	Introduction to Algorithm, characteristics		TB1: 1.1
3	11/12/13	1	Understanding algorithm specifications		TB1: 1.1
4	12/12/13	1	Pseudo conventions		TB1: 1.2.1
5	12/12/13	1	Performance analysis of an algorithm		TB1: 1.3.1,1.3.2 & R1:4.2
6	13/12/13	1	Time complexity, space complexity, step count method		TB1: 1.3.1,1.3.2 & R1:4.2
7	16/12/13	1	Asymptotic notation		TB1: 1.3.3 & R1:3.1-3.5
8	17/12/13	1	Analysis of algorithms		R1: 5.4, 17.1 – 17.4 & R1:4.6
9	18/12/13	1	Probabilistic analysis, Amortized analysis		R1: 5.4, 17.1 – 17.4 & R1:4.6
10	19/12/2013	1	Problems on algorithms		

Signature of Faculty
Date

- Note: 1. ENSURE THAT ALL TOPICS SPECIFIED IN THE COURSE ARE MENTIONED.
 2. ADDITIONAL TOPICS COVERED, IF ANY, MAY ALSO BE SPECIFIED **BOLDLY**.
 3. MENTION THE CORRESPONDING COURSE OBJECTIVE AND OUT COME NUMBERS AGAINST EACH TOPIC.



SCHEDULE OF INSTRUCTIONS

2013-14

UNIT - II

Regulation: R12

FACULTY DETAILS:

Name of the Faculty:: **M.NAVEEN BABU**

Designation: **Asst.Professor**

Department:: **CSE**

The Schedule for the whole Course / Subject is::

Sl. No.	Date	No. of Periods	Topics / Sub - Topics	Objectives & Outcome Nos.	References (Text Book, Journal...) Page No. to
1		1	Disjoint sets, disjoint set operations		TB1:2.5.1
2		1	Disjoint sets, disjoint set operations		TB1:2.5.1
3		1	Union and find for sets		TB1:2.5.2
4		1	Weighted union and find algorithms		TB1:2.5.2
5		1	Spanning trees		TB1:4.5
6		1	Connected components		TB1:4.5
7		1	Biconnected components		TB1:6.4
8		1	Problems		

Signature of Faculty
Date

Note: 1. ENSURE THAT ALL TOPICS SPECIFIED IN THE COURSE ARE MENTIONED.

2. ADDITIONAL TOPICS COVERED, IF ANY, MAY ALSO BE SPECIFIED **BOLDLY**.

MENTION THE CORRESPONDING COURSE OBJECTIVE AND OUT COME NUMBERS AGAINST EACH TOPIC.



SCHEDULE OF INSTRUCTIONS

2013-14

UNIT - III

Regulation: R12

FACULTY DETAILS:

Name of the Faculty:: **M.NAVEEN BABU**

Designation: **Asst.Professor**

Department: **CSE**

The Schedule for the whole Course / Subject is::

Sl. No.	Date	No. of Periods	Topics / Sub - Topics	Objectives & Outcome Nos.	References (Text Book, Journal...) Page No ___ to ___
1		1	Understanding divide-and-conquer method		TB1: 3.1
2		1	Applications of Divide-and-conquer		TB1: 3.2
3		1	Binary search		TB1: 3.2
4		1	Quick sort		TB1: 3.5 & R2:3.5
5		1	Merge sort		TB1: 3.4
6		1	Merge sort		TB1: 3.4
7		1	Strassen's Matrix multiplication		TB1:3.7 & R2:6.2

Signature of Faculty
Date

Note: 1. ENSURE THAT ALL TOPICS SPECIFIED IN THE COURSE ARE MENTIONED.
2. ADDITIONAL TOPICS COVERED, IF ANY, MAY ALSO BE SPECIFIED **BOLDLY**.

MENTION THE CORRESPONDING COURSE OBJECTIVE AND OUT COME NUMBERS AGAINST EACH TOPIC.



SCHEDULE OF INSTRUCTIONS

2013-14

UNIT - IV

Regulation: R12

FACULTY DETAILS:

Name of the Faculty:: **M.NAVEEN BABU**

Designation: **Asst.Professor**

Department: **CSE**

The Schedule for the whole Course / Subject is::

Sl. No.	Date	No. of Periods	Topics / Sub - Topics	Objectives & Outcome Nos.	References (Text Book, Journal...) Page No ___ to ___
1		1	Understanding greedy method		TB1: 4.1
2		1	greedy general method		TB1: 4.1
3		1	Applications of greedy method		TB1: 4.1
4		1	Job sequencing with deadlines		TB1: 4.4 & R1:6.5
5		1	Knapsack problem		TB1:4.2
6		1	Minimum cost spanning trees, Prim's algorithm		TB1: 4.5 , 4.5.1 & R1:6.3.1-6.3.2
7		1	Kruskal's algorithm		TB1:4.5.2
8		1	Single source shortest path		TB1: 4.8
9		1	Tutorial		

Signature of Faculty
Date

- Note: 1. ENSURE THAT ALL TOPICS SPECIFIED IN THE COURSE ARE MENTIONED.
2. ADDITIONAL TOPICS COVERED, IF ANY, MAY ALSO BE SPECIFIED **BOLDLY**.

MENTION THE CORRESPONDING COURSE OBJECTIVE AND OUT COME NUMBERS AGAINST EACH TOPIC.



SCHEDULE OF INSTRUCTIONS

2013-14

UNIT - V

Regulation: R12

FACULTY DETAILS:

Name of the Faculty:: **M.NAVEEN BABU**

Designation: **Asst.Professor**

Department:: **CSE**

The Schedule for the whole Course / Subject is::

Sl. No.	Date	No. of Periods	Topics / Sub - Topics	Objectives & Outcome Nos.	References (Text Book, Journal...) Page No ___ to ___
1		1	Understanding dynamic programming		TB1: 5.1
2		1	General method		TB1: 5.1
3		1	Matrix chain multiplication		TB2:15.6
4		1	Optimal binary search trees		TB1: 5.5, & R2 : 4.5
5		1	Knapsack problem		TB1:5.7
6		1	All pair shortest path		TB1:5.3
7		1	Travelling salesman problem		TB1:5.9
8		1	Reliability design		TB1:5.8
9		1	Revision		
10		1	Tutorial		

Signature of Faculty
Date

- Note: 1. ENSURE THAT ALL TOPICS SPECIFIED IN THE COURSE ARE MENTIONED.
2. ADDITIONAL TOPICS COVERED, IF ANY, MAY ALSO BE SPECIFIED **BOLDLY**.

MENTION THE CORRESPONDING COURSE OBJECTIVE AND OUT COME NUMBERS AGAINST EACH TOPIC.



SCHEDULE OF INSTRUCTIONS

2013-14

UNIT - VI

Regulation: R12

FACULTY DETAILS:

Name of the Faculty:: **M.NAVEEN BABU**

Designation: **Asst.Professor**

Department: **CSE**

The Schedule for the whole Course / Subject is::

Sl. No.	Date	No. of Periods	Topics / Sub - Topics	Objectives & Outcome Nos.	References (Text Book, Journal...) Page No ___ to ___
1		1	Understanding backtracking		TB1: 7.1 & R1:9.6
2		1	General method		TB1: 7.1 & R1:9.6
3		1	8-Queens problem		TB1: 7.2 & R1:9.6
4		1	sum of subsets		TB1: 7.3
5		1	graph coloring		TB1: 7.5
6		1	Hamiltonian cycles		TB1: 7.4
7		1	Tutorial		
8		1	Revision		

Signature of Faculty
Date

Note: 1. ENSURE THAT ALL TOPICS SPECIFIED IN THE COURSE ARE MENTIONED.
2. ADDITIONAL TOPICS COVERED, IF ANY, MAY ALSO BE SPECIFIED **BOLDLY**.

MENTION THE CORRESPONDING COURSE OBJECTIVE AND OUT COME NUMBERS AGAINST EACH TOPIC.



SCHEDULE OF INSTRUCTIONS

2013-14

UNIT - VII

Regulation: R12

FACULTY DETAILS:

Name of the Faculty:: **M.NAVEEN BABU**

Designation: **Asst.Professor**

Department:: **CSE**

The Schedule for the whole Course / Subject is::

Sl. No.	Date	No. of Periods	Topics / Sub - Topics	Objectives & Outcome Nos.	References (Text Book, Journal...) Page No ___ to ___
1		1	Branch and bound		TB1: 8.1
2		1	General method		TB1: 8.1
3		1	Knapsack problem		TB1: 8.2
4		1	LC branch and bound solution		TB1: 8.2.1
5		1	FIFO branch and bound solution		TB1: 8.2.2
6		1	Traveling salesperson problem		TB1: 8.3
7		1	Tutorial		
8		1	Revision		

Signature of Faculty
Date

- Note: 1. ENSURE THAT ALL TOPICS SPECIFIED IN THE COURSE ARE MENTIONED.
2. ADDITIONAL TOPICS COVERED, IF ANY, MAY ALSO BE SPECIFIED **BOLDLY**.

MENTION THE CORRESPONDING COURSE OBJECTIVE AND OUT COME NUMBERS AGAINST EACH TOPIC.



SCHEDULE OF INSTRUCTIONS

2013-14

UNIT - VIII

Regulation: R12

FACULTY DETAILS:

Name of the Faculty:: **M.NAVEEN BABU**

Designation: **Asst.Professor**

Department: **CSE**

The Schedule for the whole Course / Subject is::

Sl. No.	Date	No. of Periods	Topics / Sub - Topics	Objectives & Outcome Nos.	References (Text Book, Journal...) Page No ___ to ___
1		1	Understanding NP hard and NP complete problems		TB1: 11.1, 11.1.1 & R1:12.5
2		1	Basic concepts, nondeterministic algorithms		TB1: 11.1, 11.1.1 & R1:12.5
3		1	NP hard class		TB1: 11.1.2
		1	NP complete class		TB1: 11.1.2
4		1	Cook's theorem		TB1: 11.2
		1	Tutorial		
5		1	Revision		
6		1	Revision		

Signature of Faculty
Date

- Note: 1. ENSURE THAT ALL TOPICS SPECIFIED IN THE COURSE ARE MENTIONED.
2. ADDITIONAL TOPICS COVERED, IF ANY, MAY ALSO BE SPECIFIED **BOLDLY**.

MENTION THE CORRESPONDING COURSE OBJECTIVE AND OUT COME NUMBERS AGAINST EACH TOPIC.

**COURSE COMPLETION STATUS**

2013-14

Regulation: R12

FACULTY DETAILS:

Name of the Faculty:: **M.NAVEEN BABU**Subject:: **DAA**

Subject Code:54016


Department:: **CSE**

Actual Date of Completion & Remarks, if any

Units	Remarks	Nos. of Objectives Achieved
Unit 1	Completed	
Unit 2	Completed	
Unit 3	Completed	
Unit 4	Completed	
Unit 5	Completed	
Unit 6	Completed	
Unit 7	ongoing	
Unit 8	ongoing	

Signature of Dean of School
Date:Signature of Faculty
Date:

NOTE: AFTER THE COMPLETION OF EACH UNIT MENTION THE NUMBER OF OBJECTIVES ACHIEVED.





TUTORIAL SHEETS - I

2013-14

Regulation: R12

FACULTY DETAILS:

Name of the Faculty: **M.NAVEEN BABU**
Designation: **Asst.Professor**
Department: **CSE**

The Schedule for the whole Course / Subject is::

Date:

This Tutorial corresponds to Unit Nos.1&2

Time:

Q1. Define algorithm. Explain the characteristics of the algorithm

Q2. What are best case, average case, and worst-case performance? Explain

Q3. Write the algorithm for simple find?

Q4. Write the algorithm for collapsing find?

Q5. Write and explain the control abstraction for Divide and conquer

Please write the Questions / Problems / Exercises which you would like to give to the students and also mention the objectives to which these questions / Problems are related.

Signature of Dean of School
Date:

Signature of Faculty
Date:



TUTORIAL SHEETS - II

2013-14

Regulation: R12

FACULTY DETAILS:

Name of the Faculty:: **M.NAVEEN BABU**

Designation: **Asst.Professor**

Department:: **CSE**

The Schedule for the whole Course / Subject is::

Date:

This Tutorial corresponds to Unit Nos.3&4&5

Time:

Q1. Explain the Strassen's matrix multiplication concept with an example

Q2. The worst-case time of procedure MERGESORT is $O(n \log n)$. What is its time in the best case? Can we say that the time for merge sort is $O(n \log n)$?

Q3. Explain the Prim's algorithm with an example. Analyze the time complexity of the algorithm ?

Q4. Consider the Knapsack instance $n=6$, $m=165$, $(p_1, p_2, \dots, p_6) = (w_1, w_2, \dots, w_6) = (100, 50, 20, 10, 7, 3)$. Generate the S_i sets containing the pair (p_i, w_i) and thus find the optimal solution?.

Q5. Write an algorithm of matrix chain multiplication?

Please write the Questions / Problems / Exercises which you would like to give to the students and also mention the objectives to which these questions / Problems are related.

Signature of Dean of School

Date:

Signature of Faculty

Date:



TUTORIAL SHEETS - III

2013-14

Regulation: R12

FACULTY DETAILS:

Name of the Faculty:: **M.NAVEEN BABU**
Designation: **Asst.Professor**
Department:: **CSE**

Date:

This Tutorial corresponds to Unit Nos.6&7&8

Time:

Q1. Explain the BFS algorithm with an example ?

Q2. Write an algorithm of Biconnected components and also analyze its time Complexity?

Q3. Suggest a solution for 8 queen's problem.


Q4. Explain the principles of LIFO Branch and Bound

Q5. Explain NP hard problems.

Please write the Questions / Problems / Exercises which you would like to give to the students and also mention the objectives to which these questions / Problems are related.

Signature of Dean of School
Date:

Signature of Faculty
Date:





ILLUSTRATIVE VERBS FOR STATING INSTRUCTIONAL OBJECTIVES

2013-14

Regulation: R12

These verbs can also be used while framing questions for Continuous Assessment Examinations as well as for End – Semester (final) Examinations.

ILLUSTRATIVE VERBS FOR STATING GENERAL OBJECTIVES

Know

Comprehend

Understand

Apply

Analyze

Design

Generate

Evaluate

ILLUSTRATIVE VERBS FOR STATING SPECIFIC OBJECTIVES:

A. Cognitive Domain

1	2	3	4	5	6
Knowledge	Comprehension Understanding	Application of knowledge & comprehension	Analysis of whole w.r.t. its constituents	Synthesis combination of ideas/constituents	Evaluation judgement

Define	Convert	Change	Breakdown	Categorize	Appraise
Identify	Defend	Compute	Differentiate	Combine	Compare
Label	Describe (a procedure)	Demonstrate	Discriminate	Compile	Conclude
List	Distinguish	Deduce	Distinguish	Compose	Contrast
Match	Estimate	Modify	Separate	Create	Criticize
Reproduce	Explain why/how	Predict	Subdivide	Devise	Justify
Select	Extend	Prepare		Design	Interpret
State	Generalize	Relate		Generate	Support
	Give examples	Show		Organize	
	Illustrate	Solve		Plan	
	Infer			Rearrange	
	Summarize			Reconstruct	
				Reorganize	
				Revise	

B. Affective Domain

Adhere
Assist
Attend
Change
Develop
Help
Influence
Initiate

Resolve
Select
Serve
Share

C. Psychomotor Domain (skill development)


Bend
Calibrate
Compress
Conduct
Connect
Convert
Decrease
Demonstrate

Dissect
Draw
Extend
Feed
File
Grow
Handle
Increase

Insert
Keep
Elongate
Limit
Manipulate
Move precisely
Operate
Paint

Perform
Prepare
Remove
Replace
Report
Reset
Run
Set

Straighten
Strengthen
Time
Transfer
Type
Weigh

	LESSON PLAN Unit-1	2013-14
		Regulation: R12

Name of the Faculty: **M.NAVEEN BABU**

Subject **Asst.Professor**

Subject Code 54016


Unit I

INSTRUCTIONAL OBJECTIVES:

Session No	Topics to be covered	Time	Ref	Teaching Method
1	Introduction: Algorithm, Pseudo code for expressing algorithms	50min	T1	Lecture method – Board & Chalk
2	Analysis-Space complexity, Time complexity.	50min	T1	Lecture method – Board & Chalk
3	Asymptotic Notation- Big oh notation.	1.30 hr	T1	PPT
4	Omega notation, Theta notation and Little oh notation.	50min	T1	PPT
5	Probabilistic analysis	50min	T1	Lecture method – Board & Chalk
6	Amortized analysis	50min	T1	Lecture method – Board & Chalk

On completion of this lesson the student shall be able to(Outcomes)

- Explain the different ways to analyze randomized algorithms (expected running time, probability of error). Recite algorithms that employ randomization. Explain the difference between a randomized algorithm and an algorithm with probabilistic inputs.
- Analyze randomized algorithms. Employ indicator random variables and linearity of expectation to perform the analyses. Recite analyses of algorithms that employ this method of analysis.
- Explain what amortized running time is and what it is good for. Describe the different methods of amortized analysis (aggregate analysis, accounting, potential method). Perform amortized analysis.
- Explain what competitive analysis is and to which situations it applies. Perform competitive analysis.
- Compare between different data structures. Pick an appropriate data structure for a design situation.
- Explain what an approximation algorithm is, and the benefit of using approximation algorithms.. Analyze the approximation factor of an algorithm.

	ASSIGNMENT Unit-I	2013-14
		Regulation: R12

Assignment / Questions

Assignment / Questions


- 1) What do you mean an algorithm. Explain the different design for algorithm.
- 2) What are the parameters for considering the time complexity of an algorithm.
- 3) Analyze the problem and justify your answer. If we apply insertion sort on super computer & Quick sort on PC the array of one million numbers in super computer which executes 100 million instrumentation/ second. While the PC executes only one million / second.
- 4) Give an optimal solution for the problem if (x and y) then a = b;
 - a. Else if (not x) and y) then a = c;
 - b. Else if (x and not y) then a = d;
 - c. Else a = e;
- 5) Write the Tradeoff between Time complexity & Space complexity.
- 6) What are the basic steps for writing a good algorithm / program.
- 7) Define the asymptotic notation.
- 8) Write the following algorithm in an improved way.
 - a. For (l = 1 to n)
 - b. If (l < j) then Sum = Sum + nums[i];
- 9) What is Randomized Algorithm?

Signature of Faculty

Note: Mention for each question the relevant objectives and outcomes.

Signature of Faculty

Note: Mention for each question the relevant objectives and outcomes.

	LESSON PLAN Unit-II	2013-14
		Regulation: R12

Name of the Faculty: **M.NAVEEN BABU**

Subject **Asst.Professor**
Unit II


Subject Code 54016

INSTRUCTIONAL OBJECTIVES:

Session No	Topics to be covered	Time	Ref	Teaching Method
1	Disjoint Sets- disjoint set operations, union and find algorithms.	50 min	T1	Lecture method – Board & Chalk
2	union and find algorithms.-Weighted union by rank	50 min	T2	Lecture method – Board & Chalk
3	Find alg- Collapsing rule	50 min	T1	Lecture method – Board & Chalk
4	Spanning trees	50 min	T1	Lecture method – Board & Chalk
5	Connected Components	50 min	T1	Lecture method – Board & Chalk
6	biconnected components.- Articulation Point	50 min	T1	Lecture method – Board & Chalk

On completion of this lesson the student shall be able to

1. Explain the major graph algorithms and their analyses. Employ graphs to model engineering problems, when appropriate. Synthesize new graph algorithms and algorithms that employ graph computations as key components, and analyze them.
2. Explain the different ways to analyze randomized algorithms (expected running time, probability of error). Recite algorithms that employ randomization. Explain the difference between a randomized algorithm and an algorithm with probabilistic inputs.
3. Analyze randomized algorithms. Employ indicator random variables and linearity of expectation to perform the analyses. Recite analyses of algorithms that employ this method of analysis.


	ASSIGNMENT Unit-II	2013-14
		Regulation: R12

Assignment / Questions

1. Define Spanning tree?
2. Define articulation Point ,Describe algorithm for Biconnected componenets
3. Explain Weighted Union by rank and Collapsing find rule

Signature of Faculty

Note: Mention for each question the relevant objectives and outcomes.

	LESSON PLAN Unit-III	2013-14
		Regulation: R12

Name of the Faculty: **M.NAVEEN BABU**

Subject Design and Analysis of Algorithms

Subject Code 54016

Unit III

INSTRUCTIONAL OBJECTIVES:

Session No	Topics to be covered	Time	Ref	Teaching Method
1	Divide and conquer: General method.	50 min	T1	Lecture method – Board & Chalk
2,3	Binary search	1hr.40 min	T1	Lecture method – Board & Chalk
4,5	Quick sort	1hr.40 min	T1	PPT,Lecture method
6,7	Merge sort	1hr.40 min	T1	PPT,Lecture method
8,9	Strassen's matrix multiplication.	1hr.40 min	T1	PPT,Lecture method

On completion of this lesson the student shall be able to(Outcomes)

1. Describe the divide-and-conquer paradigm and explain when an algorithmic design situation calls for it.
2. Recite algorithms that employ this paradigm. Synthesize divide-and-conquer algorithms.
3. Derive and solve recurrences describing the performance of divide-and-conquer algorithms.



**ASSIGNMENT
Unit-III**

2013-14


Regulation: R12

Assignment / Questions

1. Write the algorithm for Quick Sort & Explain through an example.
2. Analyze all cases of quick sort.
3. Explain & analyze the Merge sort algorithm.
4. Discuss the problem of selection & compare the time complexity of all type.
5. Explain the idea of strassen's matrix multiplication & write its's complexity.
6. Write the algorithm for binary search & analyze it.
7. Derive mathematically the time complexity of binary search tree.
8. Illustrate the divide and conquer strategy for finding maximum and minimum from a set of element.
9. Analyze all cases of time complexity for finding maximum and minimum from a set of element.
10. Two sets A and B each. Assume that each element is an integer in the range $[0, n^{100}]$. These sets are not necessarily sorted. Show how to check whether these two sets are disjoint in $O(n)$ time. Your algorithm should use $O(n)$ space.
11. Sort the following list in descending order using quick sort technique and argue upon its running time.
 - a. $L = \langle 1, 3, 5, 6, 8, 10, 13, 15 \rangle$

Signature of Faculty

Note: Mention for each question the relevant objectives and outcomes.

	LESSON PLAN Unit-IV	2013-14
		Regulation: R12

Name of the Faculty: **M.NAVEEN BABU**

Subject Design and Analysis of Algorithms

Subject Code 54016

Unit IV

INSTRUCTIONAL OBJECTIVES:

Session No	Topics to be covered	Time	Ref	Teaching Method
1	Greedy method: General method	50 min	T1	Lecture method – Board & Chalk
2,3	applications-Job sequencing with dead lines	1hr 40 min	T1	Lecture method – Board & Chalk
4,5	0/1 knapsack problem	1hr 40 min	T1	PPT,Lecture method
6,7	Minimum cost spanning trees,	1hr 40 min	T1	PPT,Lecture method
8	Single source shortest path problem.	50 min	T1	PPT,Lecture method

On completion of this lesson the student shall be able to (Outcomes)

1. Describe the greedy paradigm and explain when an algorithmic design situation calls for it.
2. Recite algorithms that employ this paradigm. Synthesize greedy algorithms, and analyze them.
3. Explain the major graph algorithms and their analyses. Employ graphs to model engineering problems, when appropriate. Synthesize new graph algorithms and algorithms that employ graph computations as key components, and analyze them.



ASSIGNMENT
Unit-IV

2013-14


Regulation: R12

Assignment / Questions

1. What do you mean Greedy Method. How it is useful to solve the algorithm.
2. Write algorithm for job sequencing problem so that all jobs are completed in deadline.
3. Let $G(V,E)$ be any weighted connected graph. If C is any cycle of G , then show that the heaviest edge of C cannot belong to a minimum-cost spanning tree of G .
4. What is an MST? Write an algorithm for MST? Analyze it's Time Complexity.
5. Write Kruskal's algorithm & analyze it.

Signature of Faculty

Note: Mention for each question the relevant objectives and outcomes.

	LESSON PLAN Unit-V	2013-14
		Regulation: R12

Name of the Faculty: **M.NAVEEN BABU**

Subject **Design and Analysis of Algorithms**

Subject Code **54016**


Unit V

INSTRUCTIONAL OBJECTIVES:

Session No	Topics to be covered	Time	Ref	Teaching Method
1	Dynamic Programming: General method	50 min	T1	PPT ,Lecture method
2,3	applications-Matrix chain multiplication	1hr 40 min	T1	PPT ,Lecture method
4,5	Optimal binary search trees	1hr 40 min	T1	PPT ,Lecture method
6	0/1 knapsack problem	50 min	T1	PPT ,Lecture method
7	All pairs shortest path problem	50 min	T1	PPT ,Lecture method
8	Travelling sales person problem,	50 min	T1	PPT ,Lecture method
9	Reliability design.	50 min	T1	PPT ,Lecture method

On completion of this lesson the student shall be able to (Outcomes)

- 1) Describe the dynamic-programming paradigm and explain when an algorithmic design situation calls for it.
- 2) Recite algorithms that employ this paradigm. Synthesize dynamic-programming algorithms, and analyze them.

	ASSIGNMENT Unit-V	2013-14
		Regulation: R12

Assignment / Questions


1. Write the general method for Dynamic programming.
2. State the all pairs shortest path problem & analyze its Time & Space complexity.
3. Solve the all pairs shortest problem for the diagraph with the weight matrix

i.	0	2	∞	1	8
ii.	6	0	3	2	∞
iii.	∞	∞	0	4	∞
iv.	∞	∞	2	0	3
v.	3	∞	∞	∞	0

4. Taking the Traveling salesman problem as case study, suggest an algorithm for this & analyze its time complexity.

Signature of Faculty

Note: Mention for each question the relevant objectives and outcomes.

	LESSON PLAN Unit-VI	2013-14
		Regulation: R12

Name of the Faculty: **M.NAVEEN BAABU**

Subject **Design and Analysis of Algorithms**

Subject Code **54016**


Unit VI

INSTRUCTIONAL OBJECTIVES:

Session No	Topics to be covered	Time	Ref	Teaching Method
1	Backtracking: General method	50 min	T1	PPT ,Lecture method
2,3	applications-n-queen problem	1 hr 40 min	T1	PPT ,Lecture method
4	sum of subsets problem	50 min	T1	PPT ,Lecture method
5	graph coloring	50 min	T1	PPT ,Lecture method
6	Hamiltonian cycles	50 min	T1	PPT ,Lecture method

On completion of this lesson the student shall be able to (Outcomes)

1. Explain the major graph algorithms and their analyses.
2. Employ graphs to model engineering problems, when appropriate.
3. Synthesize new graph algorithms and algorithms that employ graph computations as key components, and analyze them


	ASSIGNMENT Unit-VI	2013-14
		Regulation: R12

Assignment / Questions

1. State the 8-queens problem. Explain a back tracking algorithm for solving it.
2. State and solve 8-puzzle using backtracking.
3. Write an algorithm for sum of subsets & analyze it.
4. Suppose you are given n men and n women and two $n \times n$ arrays P and Q such that $P(i, j)$ is the preference of man i for woman j and $Q(i, j)$ is the preference of woman i for man j . Devise an algorithm that finds a pairing of men and women such that the sum of the product of the preference maximized.
5. Prove that the size of the set of all subsets of n elements is 2^n
6. Let $w = \{5, 7, 10, 12, 15, 18, 10\}$ and $m = 35$. Find all possible subsets of w that sum to m . Draw the state space tree for it.

Signature of Faculty

Note: Mention for each question the relevant objectives and outcomes.

	LESSON PLAN Unit-VII	2013-14
		Regulation: R12

Name of the Faculty: **M.NAVEEN BABU**

Subject Design and Analysis of Algorithms

Subject Code 54016

Unit VII

INSTRUCTIONAL OBJECTIVES:

Session No	Topics to be covered	Time	Ref	Teaching Method
1	Branch and Bound: General method	50 min	T1	PPT ,Lecture method
2,3	applications - Travelling sales person problem	1hr 40 min	T1	PPT ,Lecture method
4	0/1 knapsack problem	50 min	T1	PPT ,Lecture method
5	LC Branch and Bound solution	50 min	T1	PPT ,Lecture method
6	FIFO Branch and Bound solution	50 min	T1	PPT ,Lecture method

On completion of this lesson the student shall be able to

1. Explain the major graph algorithms and their analyses.
2. Employ graphs to model engineering problems, when appropriate.
3. Synthesize new graph algorithms and algorithms that employ graph computations as key components, and analyze them.



ASSIGNMENT
Unit-VII


2013-14

Regulation: R12

- 1) What do you mean by Branch & Bound & how it is differ from other method.
- 2) Write difference between FIFO branch and bound and LC branch and bound algorithms.
- 3) Devise algorithm for the knapsack problem using Branch and Bound Technique.
- 4) Devise algorithm for the traveling salesman problem using Branch and Bound Technique.
- 5) Consider the following traveling salesman instance defined by the cost matrix
 - a. ∞ 7 3 12 8
 - b. 3 ∞ 6 14 9
 - c. 5 8 ∞ 6 18
 - d. 9 3 5 ∞ 11
 - e. 18 14 9 8 ∞
 - b. Obtain the reduced cost matrix.
- 6) Draw the state space tree generated by LCBB for the following knapsack instances:
 - a. $n=5$, $(p_1, p_2, \dots, p_5) = (10, 15, 6, 8, 4)$, $(w_1, w_2, \dots, w_5) = (4, 6, 3, 4, 2)$, and $m=12$
 - b. $n=5$, $(p_1, p_2, \dots, p_5) = (w_1, w_2, \dots, w_5) = (4, 4, 5, 8, 9)$, and $m=15$

Signature of Faculty

Note: Mention for each question the relevant objectives and outcomes.

	LESSON PLAN Unit-VIII	2013-14
		Regulation: R12

Name of the Faculty: **M.NAVEEN BABU**

Subject Design and Analysis of Algorithms

Subject Code 54016


Unit **VIII**

INSTRUCTIONAL OBJECTIVES:

Session No	Topics to be covered	Time	Ref	Teaching Method
1	NP-Hard and NP-Complete problems	50 min	T1	PPT ,Lecture method
2	Basic concepts	50 min	T1	PPT ,Lecture method
3	non deterministic algorithms	50 min	T1	PPT ,Lecture method
4,5	NP - Hard and NP Complete	1 hr 40 min	T1	,Lecture method
6	Cook's theorem	50 min	T1	,Lecture method

On completion of this lesson the student shall be able to

1. Compare between different data structures. Pick an appropriate data structure for a design situation.
2. Explain what an approximation algorithm is, and the benefit of using approximation algorithms.. Analyze the approximation factor of an algorithm.

	ASSIGNMENT Unit-VIII	2013-14
		Regulation: R12

Assignment / Questions

- 1) Explain the concept of NP. Explain NP – completeness & satisfiability.
- 2) Write an algorithm for Random Number Generations & write at least two application of Random Number.
- 3) State cook's theorem.

Signature of Faculty

Note: Mention for each question the relevant objectives and outcomes.